



Complete with photos

Name: _____

Boat type: _____

Model year: _____

Length: _____

Beam: _____

Weight: _____

Top speed: _____

Engine (hp): _____

Shaft

Outboard

Sterndrive

Pod drive*

Waterjet

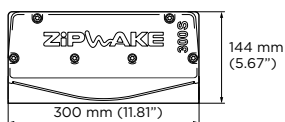
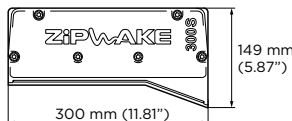
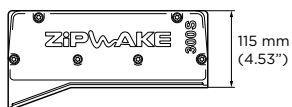
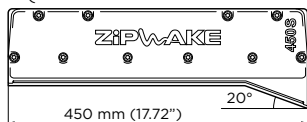
Number of engines: _____

Diameter of propeller: _____

*Pod drives, e.g. the Volvo Penta IPS, MerCruiser Cummins Zeus, and ZF Marine 4000

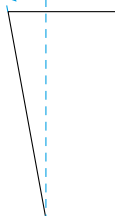
Mounting surface (write down measurements)

Interceptor dimensions (mm):

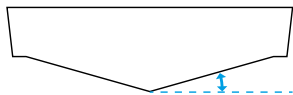


Angles

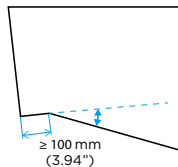
0-15°



Transom angle: _____

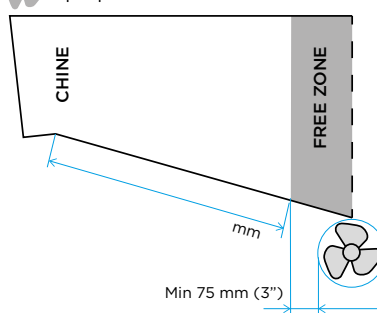


Deadrise angle: _____

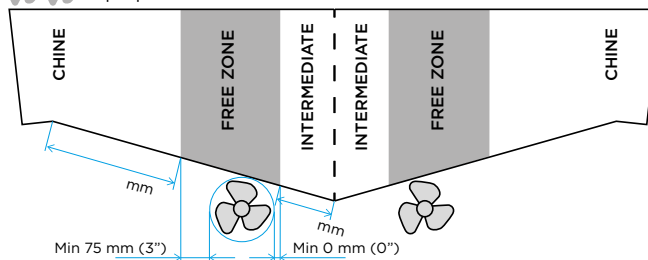


Chine angle: _____

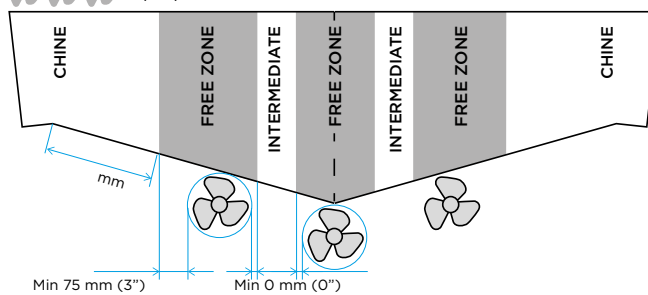
1 propeller



2 propellers



3 propellers



4 propellers

