



Complete with photos

Name: _____

Boat type: _____

Model year: _____

Length: _____

Beam: _____

Weight: _____

Top speed: _____

Engine (hp): _____

Shaft

Outboard

Sterndrive

Pod drive*

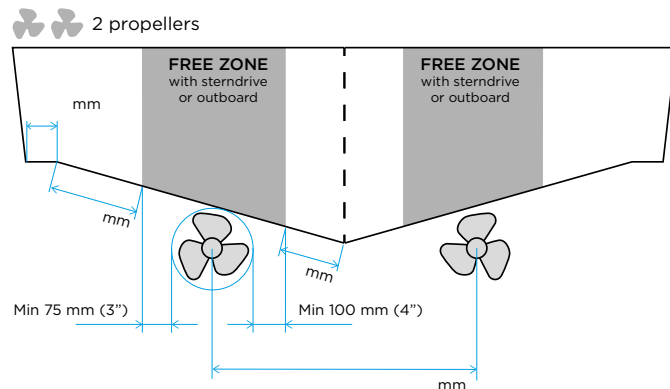
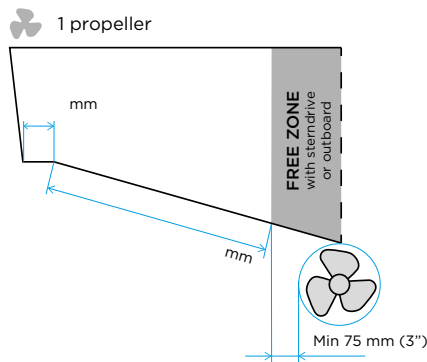
Waterjet

Number of engines: _____

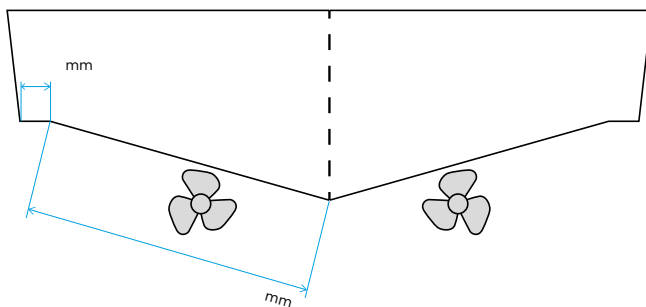
Diameter of propeller: _____

*Pod drives, e.g. the Volvo Penta IPS, MerCruiser Cummins Zeus, and ZF Marine 4000

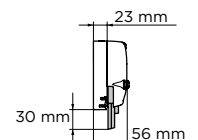
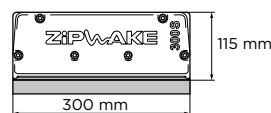
Mounting surface (write down measurements)



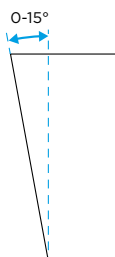
Pod drives, including the Volvo Penta IPS, MerCruiser Cummins Zeus and ZF Marine 4000



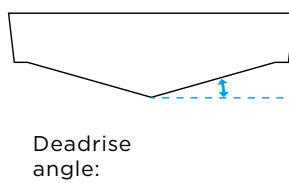
Interceptor dimensions (mm):



Angles



Transom angle: _____



Deadrise angle: _____