

LUX Livewell Light LW25 Installation Guide

Full spectrum color tunable lighting, including cold and warm white light

Please read the following pages before attempting installation



Without Bezel Fitted

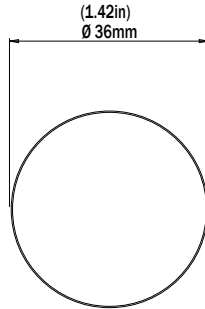
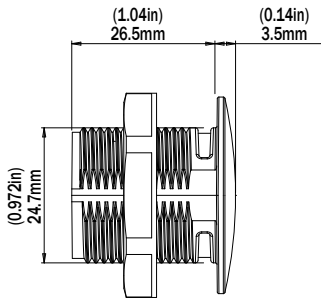


With Bezel Fitted

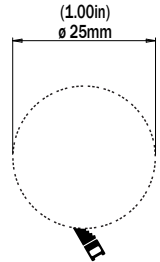
Before you start...

- Always ensure that the vessel's power source and battery are disconnected or isolated prior to installation.
- A qualified professional should carry out both the electrical and mechanical installation.
- The LUX Livewell Light is designed to be used in conjunction with the Lumishore LUX Light Module (see diagram below). Do not connect to any other 3rd party lighting control products or dimmers.
- The LUX Livewell Light is fully sealed and can be installed inside, outside or underwater in the livewell tank.
- Choose a location – the light must be mounted on a flat – not curved surface.
- Note that fitting the Bezel is optional.

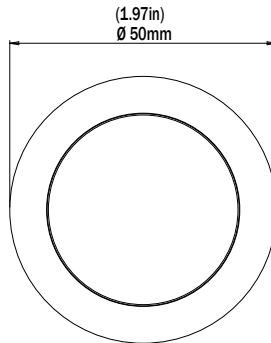
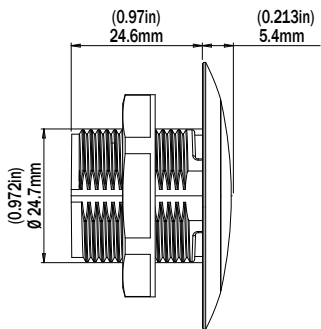
Basic Dimensions - NO BEZEL:



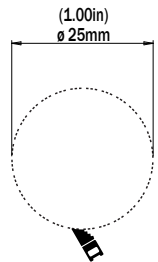
HOLE CUT-OUT



Basic Dimensions - WITH BEZEL:



HOLE CUT-OUT



Installation Diagram

**LUX Livewell Lights (Max 16)
Extend using 3-Core Cable**




NOTE: The Lumishore LUX Livewell Light LW25 requires connection to the Lumishore LUX Light Module. For full electrical installation and wiring diagrams please refer to the LUX Light Module installation guide.

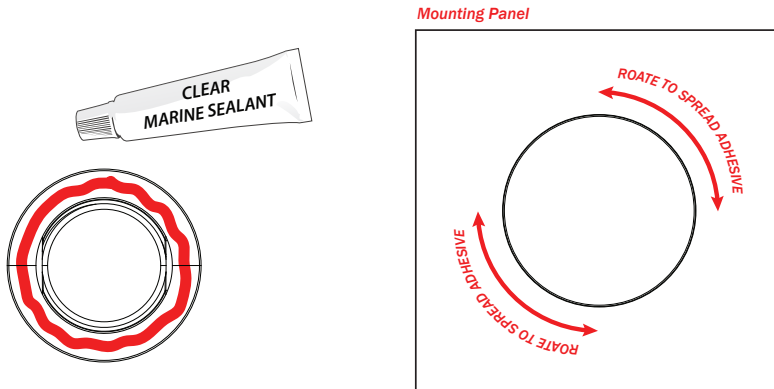
**Power rating = 0.5watts per light
Typical current draw = 0.06A @ 12Volt / 0.03A @24Volt**

Mechanical Installation:

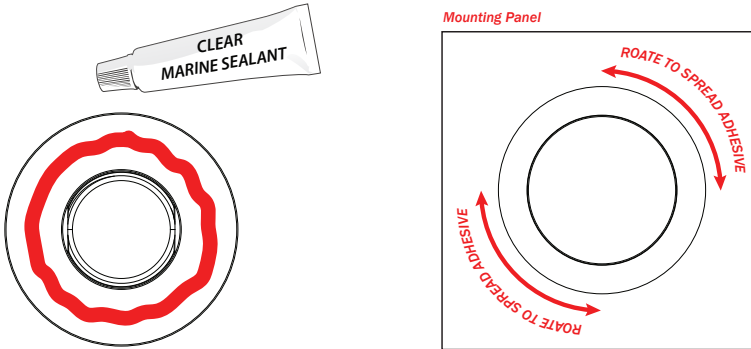
Using a hole saw cut a 1in hole, always cut the hole smaller than needed and file to the correct size to ensure a snug fit.



When fitting the lens ensure **CLEAR** marine sealant is used around the back face of the body as shown below. Fit lens into the housing. Clean any excess adhesive using a soft cloth and soap and water - **DO NOT USE CHEMICAL CLEANERS.**



If the supplied bezel is to be fitted ensure **CLEAR** marine sealant is used behind the bezel. Clean any excess adhesive using a soft cloth and soap and water - **DO NOT USE CHEMICAL CLEANERS**.



LUMISHORE

Warranty

LUMISHORE Ltd warrants the LUX Livewell Light LW25 to be free from defects in workmanship and materials for a period of two years, starting from the date of original purchase. Misuse, abuse, improper installation, neglect, improper shipping, damage caused by disasters such as fire, flood, and lightning, installation by unqualified personnel, unauthorized repair or modification will void this warranty. For the avoidance of confusion and doubt, non-compliance with all installation, maintenance and operating instructions in this document constitute non-conformance with warranty terms.

The LUX Light Control Module is designed to work with Lumishore LUX lighting products ONLY, do not use with other light brands, this will invalidate the warranty.