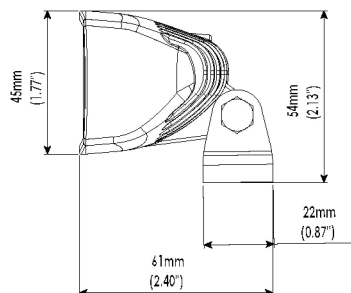
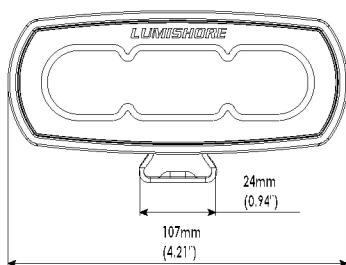
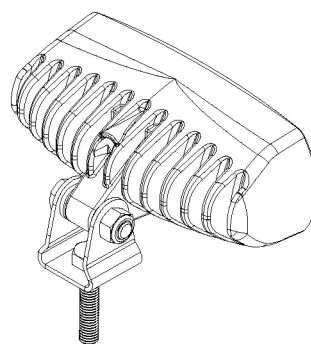
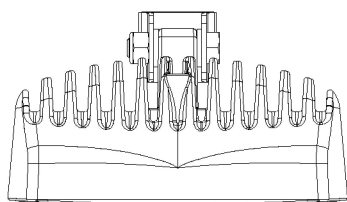


**LUX Series - CRGBW****FLOOD LIGHT 4"**

ABOVEWATER LUX COLOUR CHANGE LED FLOOD LIGHT

PART DESCRIPTION	LUX LED FLOOD LIGHT 4"
Part Number	60-0393 - LUX Light Control Module (Required - up to 5 Flood Lights per module) 60-0468 - LUX 4" Flood Light
Available Colors	White Color Temperature Tunable (2700K to 6500K) and Full Spectrum RGB in the same LED Flood Light
Lumens	2,360
Fixture Lumens (White)	1,050
Number & Type Of LED	Warm White, Cold White, Red, Green and Blue (5 Channel)
LED Power - HICOB Array	Yes
Typical LED Life	50,000+ Hours
Warranty	2 Years
User Control Options	Lumi-Link Command Center Customer Supplied Momentary Switch
Electrical Installation	Simple 3 Wire Connection
Housing Type	Powder Coated Aluminium Body with Frosted Lens



LUX Series - CRGBW

FLOOD LIGHT 4"

ABOVEWATER LUX COLOUR CHANGE LED FLOOD LIGHT



TECHNICAL

Driver	Mult-Channel Internal Driver
Supply Voltage Range	10.5–31 V DC
Max Current Draw 12/24V	1.7 A/0.9 A
Surge Protection	Yes (3,000V)
ATRB (Automatic Thermal Roll-Back)	Yes
Low Voltage Protection	Automatic Voltage Roll-Back Control And Low Voltage Cut Out
Auto Power Control	Yes – Intelligent Multi-Channel Power Management
“Soft Start” Electronics Protection	Yes
Reverse Polarity Protection	Yes
In Rush Current Protection	Yes
Power Line Noise Suppression	Yes
Bonding	Not Required
Electrical Installation	Simple 3 Wire Connection

PHYSICAL

Beam Angle	70° - 100° Oval Beam
Water Ingress Protection Rating	IP68
Light Dimensions including Bracket (LxWxH)	10.6 x 4.5 x 5.8 cm (4.20 x 1.77 x 2.29 in)
Housing Type	Powder Coated Aluminium Body with Borosilicate Glass Lens
Light Cable Length	35cm (13.8 in)*
Weight	250g (0.5 Lbs)
Mechanical Installation	Single Stainless Steel Fixing Bracket

* Extension distance depends on cable type, refer to user manual for further info