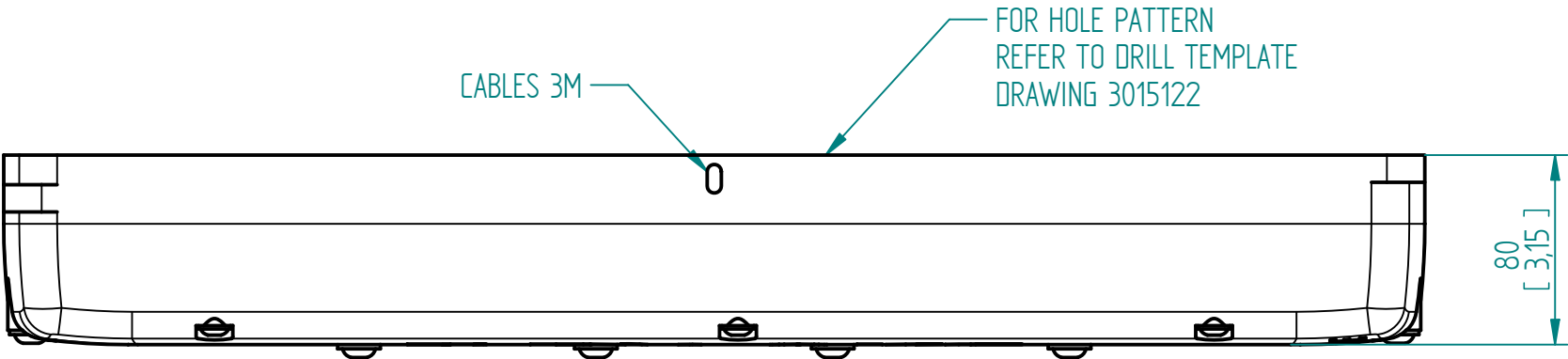
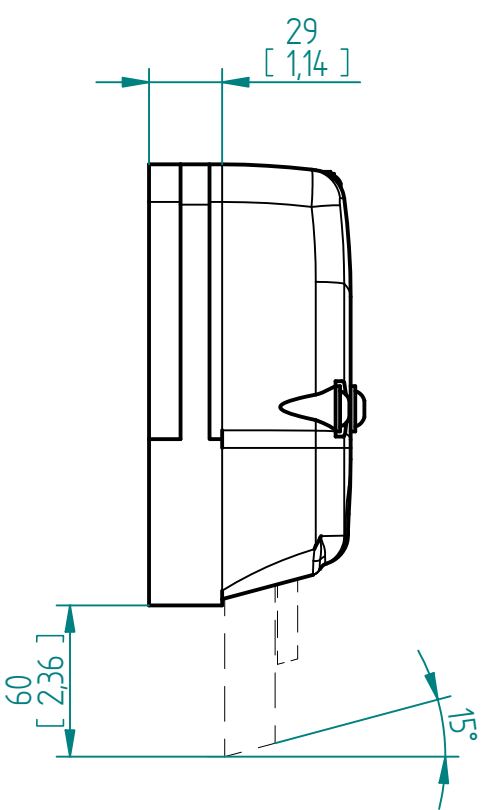
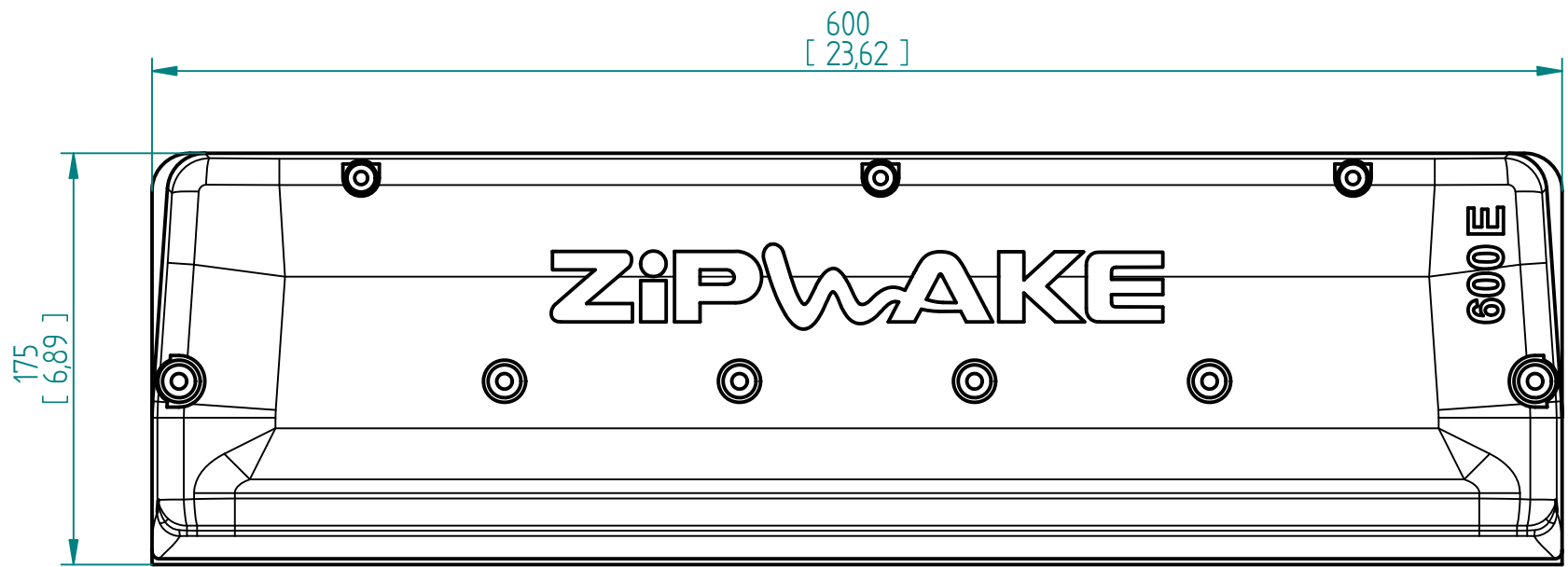


REV	DESCRIPTION	DATE	APPROVED



www.zipwake.com	ALL DIMENSIONS IN: mm DIMENSIONS WITHIN BRACKETS: [Inches]		DO NOT SCALE DRAWING		ZIPWAKE	
	COPYRIGHT 2015. ALL RIGHTS RESERVED BY ZIPWAKE AB. THE INFORMATION CONTAINED IN THIS DRAWING SHALL NOT BE REPRODUCED IN PART OR AS A WHOLE WITHOUT THE PRIOR WRITTEN PERMISSION OF ZIPWAKE AB.					
		NAME	DATE	TITLE: IT600-E ENVELOP DIMENSIONS		
	DRAWN	JD	190817	SIZE A3	DWG. NO. 3015105	REV R1A
	CHECKED			FILE NAME: 3015105-Zipwake_Interceptor_600E_Envelop_Dimensions-R1A.dft		
	APPROVED			SCALE: 1:3 WEIGHT: SHEET 1 OF 1		
UNLESS OTHERWISE SPECIFIED GENERAL TOLERANCES ACCORDING TO ISO 2768-1-m			